

NxxH Series Current Sensor

The NxxH series is a current transducer which operates on the principle of magnetic compensation. It measures DC, AC or pulse currents and their combinations, with galvanic isolation techniques used to separate the primary and secondary circuits.



Features

- Non-contact measurement of high current
- Close-Loop measurement (compensated)
- Max. measuring range $\pm 200\text{A}$ (DC or AC peak)
- Nearly zero magnetic hysteresis
- Superior temperature stability and linearity
- High frequency bandwidth 100kHz
- RoHs compliance (Lead-Free)

Applications

- Home appliances
- AC variable speed drives and servo motor drives
- Static converters for DC motor drives
- Battery management systems
- Uninterruptible power supplies (UPS)
- Switched-mode power supplies (SMPS)
- Overcurrent protections
- Short circuit protections

Advantages

- Accurately measures AC, DC and pulse currents
- Fast response $< 0.5\mu\text{s}$
- High immunity from external interference
- Excellent current overload capacity

Standards

- EN 61000-4 Series
- IEC60068-2 Series
- EN 50178: 1998
- IEC62109-1: 2010
- IEC61800-3: 2017
- IEC61800-5-1: 2016

Absolute maximum ratings

| Symbol | Parameter | Min. | Max. | Unit |
|----------------|--|--------|-------|------|
| $V_{DD\ max.}$ | Maximum supply voltage (not destructive) | -15.75 | 15.75 | V |
| I_{PM} | Maximum measuring current | -200 | 200 | A |
| T_A | Ambient operating temperature | -40 | 85 | °C |
| T_S | Storage temperature range | -40 | 100 | °C |
| $V_{ESD-HBM}$ | ESD sensitivity HBM (Human Body Model) | 4 | 8 | kV |

Stresses above these ratings may cause permanent damage. Exposure to absolute maximum ratings for extended periods may degrade reliability.

Specifications ($T_A = 25^\circ\text{C}$, $V_{DD} = \pm 15.0\text{V}$)

| Symbol | Parameter | n50H | n502H | n100H | n1002H | n125H | n1252H | Unit |
|--------------|--|-------------------------|--------------------------|-------------------------|--------------------------|-------------------------|--------------------------|-------------|
| V_{DD} | Supply voltage | ±15 | | | | | | V |
| I_C | Current consumption @ $I_P=0$ without I_{OE} | <10 | | | | | | mA |
| I_{PN} | Current nominal measuring range | ±50 | ±50 | ±100 | ±100 | ±125 | ±125 | A |
| I_{PM} | Current maximum measuring range | ±90 | ±150 | ±150 | ±180 | ±200 | ±200 | A |
| K_n | Conversion ratio | 1:1,000 | 1:2,000 | 1:1,000 | 1:2,000 | 1:1,000 | 1:2,000 | |
| I_{SN} | Secondary nominal rms current | ±50 | ±25 | ±100 | ±50 | ±125 | ±75 | mA |
| R_S | Coil resistance @25 °C | < 30 | < 100 | < 30 | < 100 | < 30 | < 100 | Ω |
| R_M | Measuring resistance | 60~120 | 70~140 | 30~70 | 60~120 | 30~50 | 50~90 | Ω |
| T_{COT} | Temperature coefficient of I_{OUT} @-40°C ...85 °C | ±0.3 Typ./ ±0.5 Max. | ±0.15 Typ./ ±0.3 Max. | ±0.3 Typ./ ±0.5 Max. | ±0.15 Typ./ ±0.3 Max. | ±0.3 Typ./ ±0.5 Max. | ±0.15 Typ./ ±0.3 Max. | mA |
| ϵ_L | Non-linearity error @± I_{PN} without offset | <0.1 | <0.1 | <0.1 | <0.1 | <0.1 | <0.1 | %/ I_{PN} |
| I_{OE} | Offset current @ $I_P=0$ | ±0.2 | ±0.15 | ±0.2 | ±0.15 | ±0.2 | ±0.15 | mA |
| T_{RA} | Step response to 10% of I_{PN} | <0.3 | | | | | | μs |
| T_R | Step response to 90% of I_{PN} | <0.5 | | | | | | μs |
| BW | Frequency bandwidth (-3dB) | 100 | | | | | | kHz |
| di/dt | di/dt accurately followed | >100 | | | | | | A/μs |

Insulation characteristics

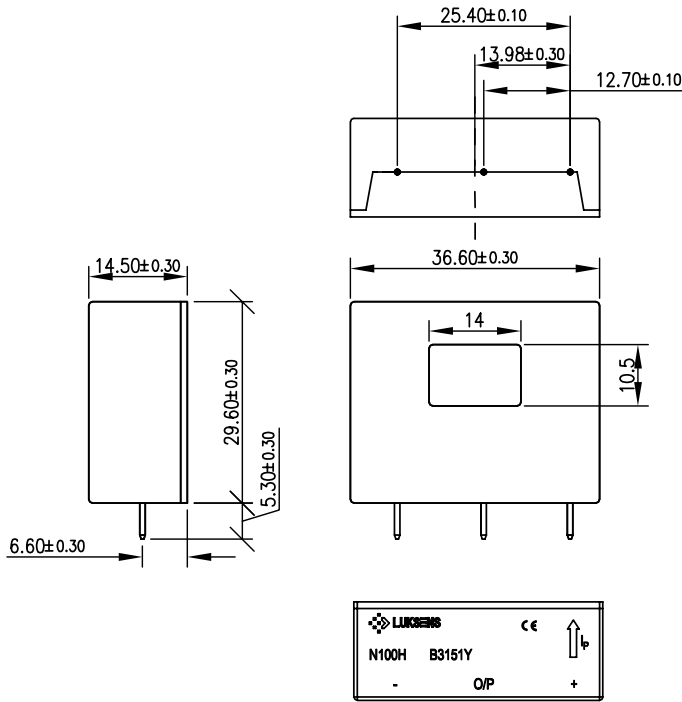
| Symbol | Parameter | Value | Unit | Comment |
|------------------------|---|-------|------|---------|
| V₀ | Insulation voltage for isolation, 50Hz, 1 min | 3000 | V | |
| R_{ISO} | Isolation resistance @500VDC | >500 | mΩ | |

General characteristics

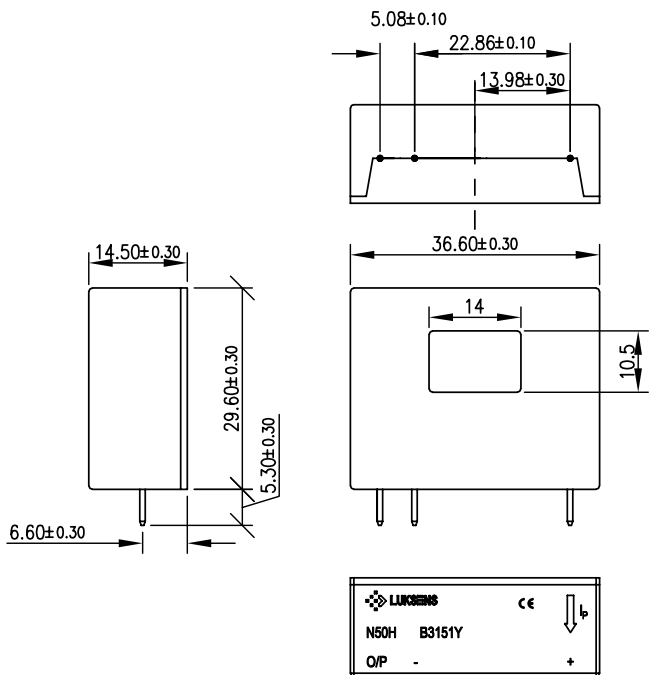
| Symbol | Parameter | Value | Unit | Comment |
|--------------|-------------------------|-----------|------|--------------------------------|
| m-HSE | Housing material | V0 | | Flame retardant UL 94 |
| m-CDT | Conductor material | H62 | | Busbar version |
| m-FC | Flux collector material | Permalloy | | Superior magnetic permeability |

Dimension (mm)

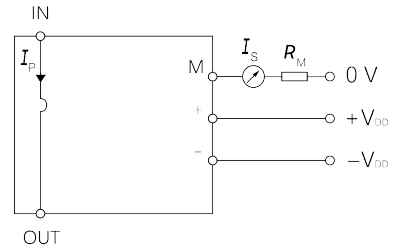
N100, N1002H, N125H, N1252H



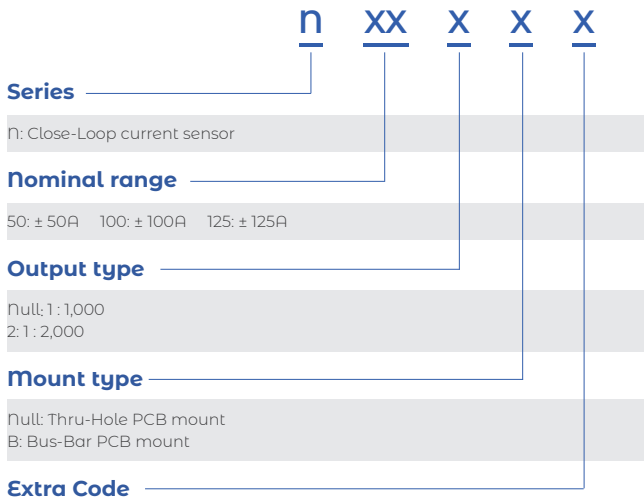
N50H, N502H



Connection diagram:



Name Guide Description



Notes

The content of this document is subject to revision without notice. Luksens shall have no liability for any error or damage of any kind resulting from the use of this document.

Safety and Environment



The product is to be installed by manufacturer trained personnel or competent person trained in accordance with manufacturer installation instructions.

With respect to applicable standards IEC 61010-1/ EN 61010-1 *safety requirements for electrical equipment for measurement, control and laboratory use part 1 general requirements*, the product should be used in limited energy secondary circuits.



Risk of electrical shock

Certain parts of the module can carry hazardous voltage during the operation process of the product because hazardous live voltage of primary conductor, power supply occurs, injury and/or serious damage will be caused if this warning is ignored.

Conducting parts must be inaccessible after installation of the product. Additional protection including shield or protective housing could be used according to IEC 60664 Insulation coordination for equipment within low-voltage supply systems.

Disconnection of the main supply will protect against possible injury and serious damage.



ESD protection

Damage from an ESD event will occur if the personnel is not well grounded when handling.

Important notice

Luksens reserves the right to make changes to or discontinue any product or service identified in this publication without notice. Luksens advises its customers to obtain the latest version of the relevant information to verify, before placing any orders. The information included herein is believed to be accurate and reliable. However, since additional design, measure, production, quality control take effect in the end product, therefore Luksens shall have no liability for any potential hazards, damages, injuries or less of life resulting from the end product.

Luksens products are not to be used in any equipment or system, including but not limited to life support equipment or systems, where failure of Luksens products may cause bodily harm.